



Co-funded by the
Erasmus+ Programme
of the European Union

ERASMUS+ PROJECT DIGITAL COMPETENCES AND SOFT SKILLS FOR THE BETTER FUTURE

WORK ON THE TOPIC: ***CREATE STORIES TOGETHER***

35 SEU DOBRI VOINIKOV

SOFIA, BULGARIA

STORY 1 BULGARIA – ITALY - SPAIN

A Flying Story



This is the way story 1 started - “A Flying Story“

1. Introducing to the students the new theme of the project “ Creating stories together “.

2. Explaining the idea of creating stories together: – the Bulgarian students are going to take part in three stories - when they write the first part of story 1, the second part of story 2 and the third part of story 3.

3. Students from different countries are going to participate in each group.



The students shared their ideas about:

- how to start the story,
- who are the main characters,
- what is going to happen,
- what is moral of the story.



The children were divided into teams and started writing their stories:

- First they wrote the key words

- Discussed something interesting that happened to them

- Chose the main characters



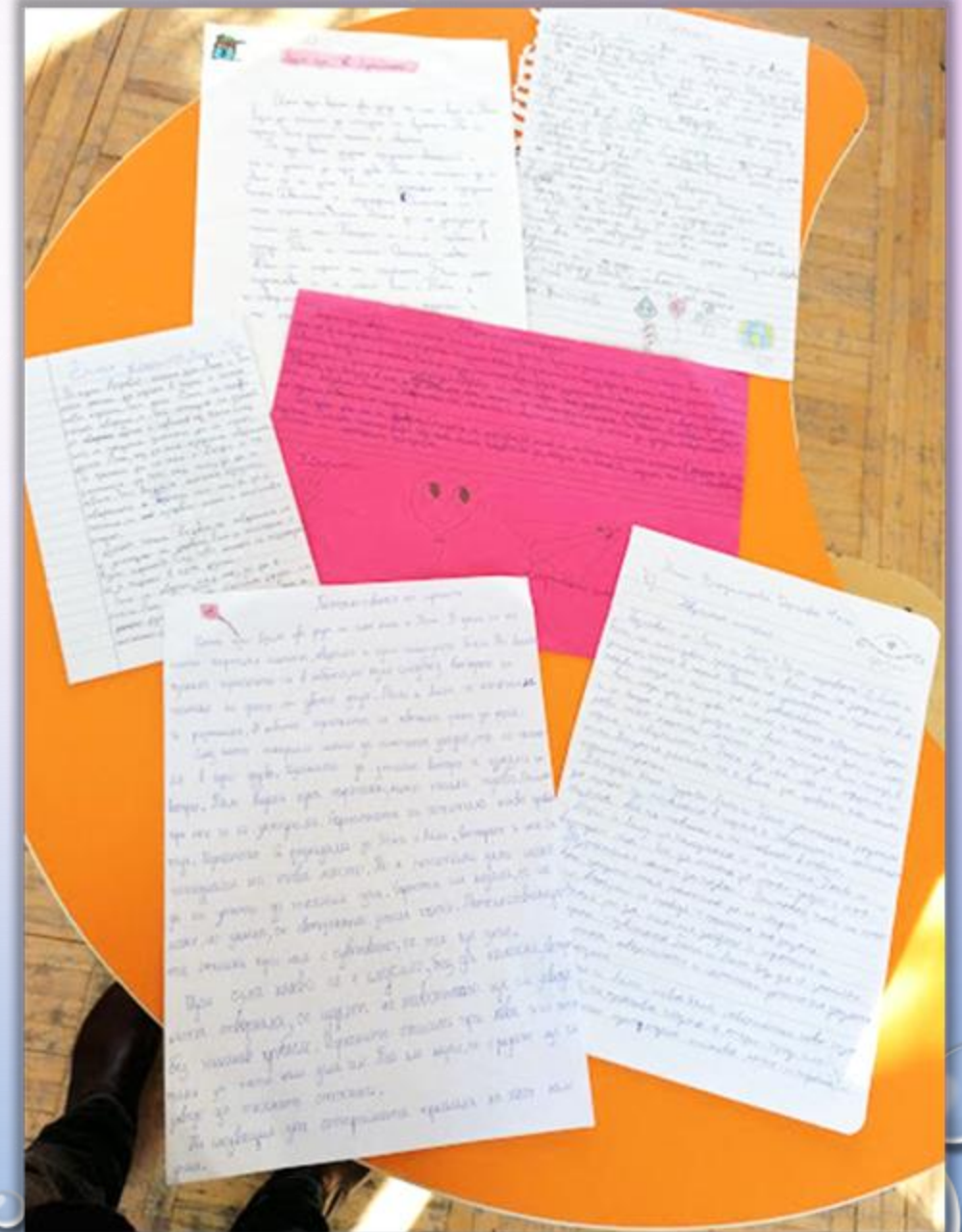

The students presented the finished parts:

· Discussed the criteria for choosing the best story

· After a short commentary they chose the best story



We organized a discussion for the best title. We called our story “A Flying Story“



Soon one of the best creative moments came when we made drawings of our favourite parts from the story:

We chose the materials;

We thought how to represent the emotions of our favourite moment.









- With the help of their English language teacher the students translated the story.

They learned lots of new words and were pleased to roleplay the dialogues and communicate in English.



In the end we read the whole story together.



This is how our story about friendship started and which will be continued by our friends from Italy and Spain....



STORY 3 CYPRUS – GREECE – BULGARIA

We create the last (third) episode of the story about Michael.



We organized a discussion of how to do the task, we were divided into teams.

- We come to the conclusion that the last part is the most exciting one, which carries the moral of the story.

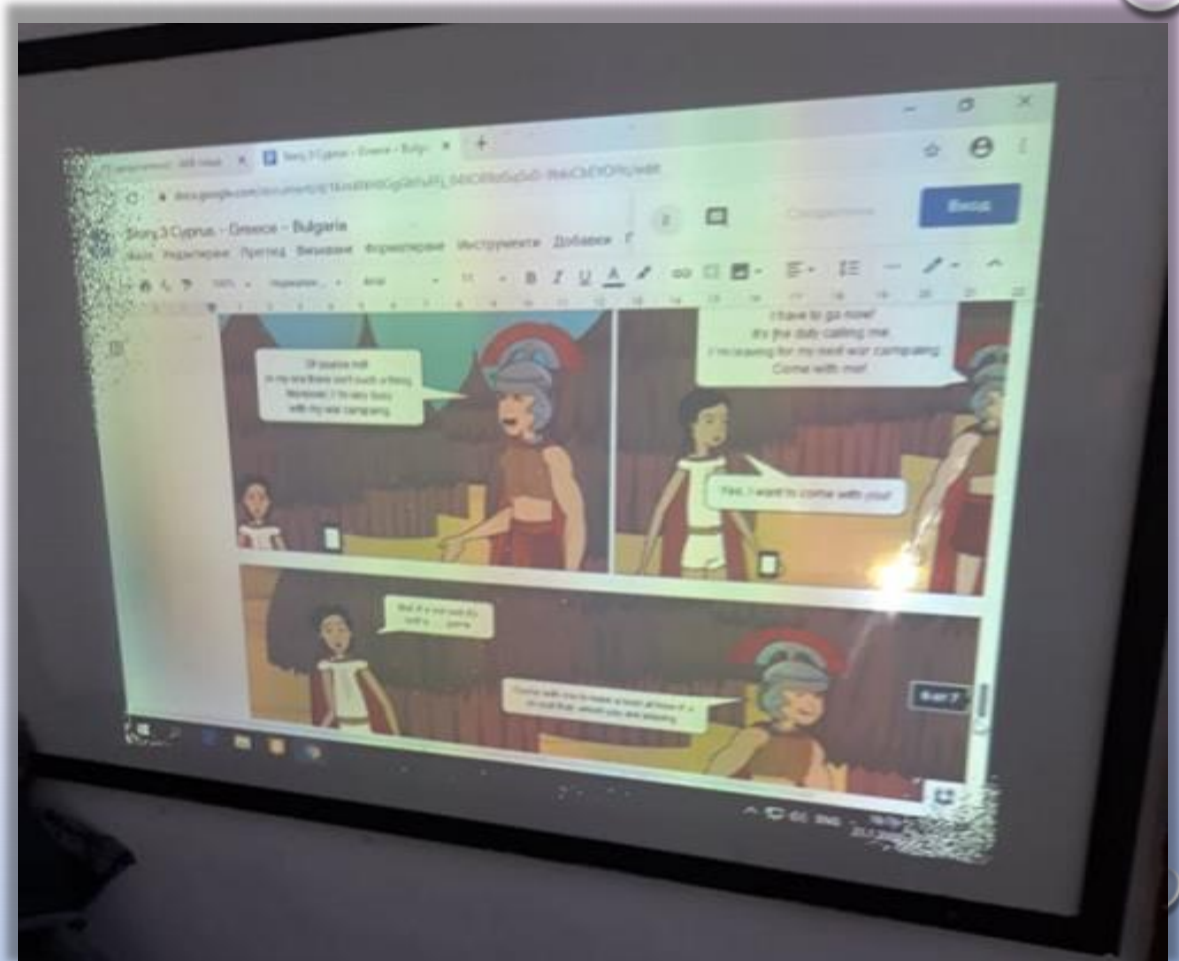


We discussed various ways of how to continue the story.

What is going to happen?

What will the end be?

Do we have to include new characters?





The children worked in five teams, each of them created their own exciting moment.

We followed the idea of the children from Cyprus, who started the story under the form of a comics. It was something new and interesting for us.





The work of the teams of digital design:
they chose the background, the
characters, the dialogues....



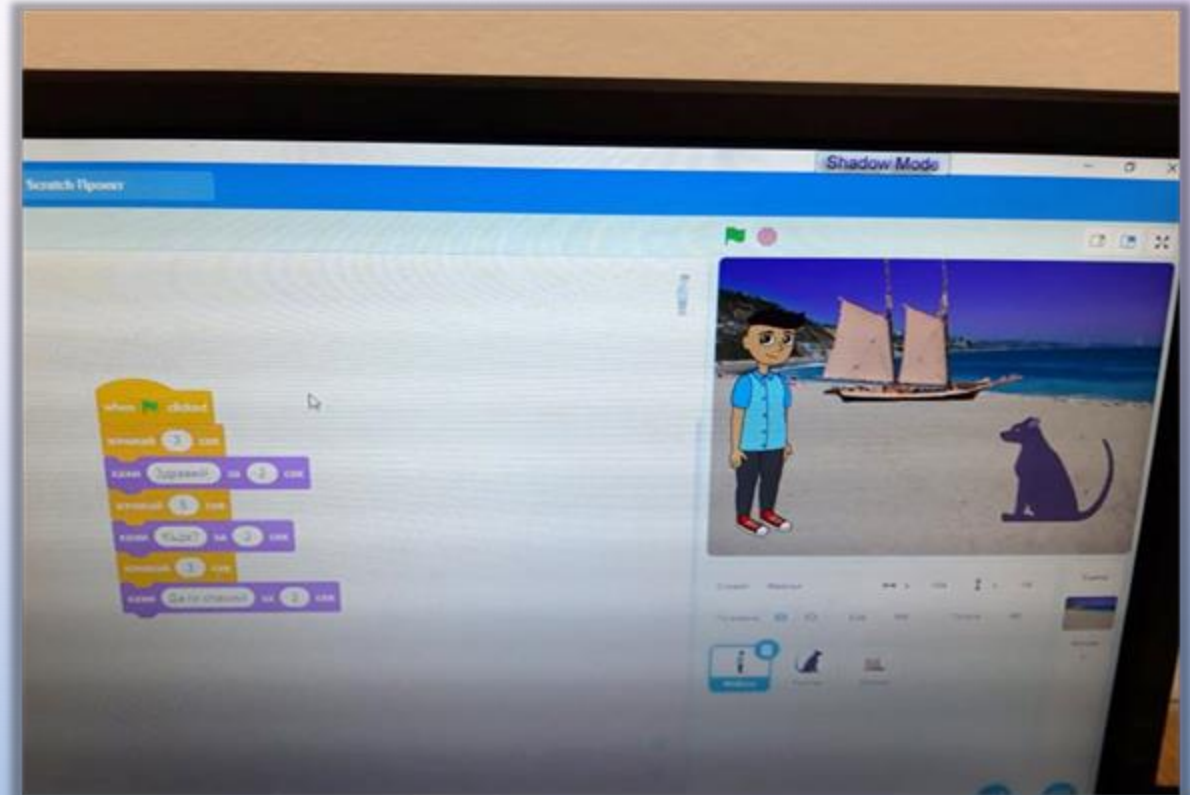



Presenting the drawn pictures
into a digital version.





With the help of their English language teacher the children translated the dialogues between the characters.





Michael is happy to be safe back home and eager to play with his friends again!



That's how we finished the story about Michael.

At the beginning...

With the help of the English language teachers and the elder students the little pupils translated the moments from the story about the tortoise Anansi from Bulgarian language into English.

The pupils read the story with great interest – they talked about the meaning of the story, the qualities of the characters and about what happens to them ...

Introducing the beginning of the story, which was created by the students from Italy.

The technique “Brainstorming“

. The students are divided into teams and each of them suggests their own continuation of the story.

. The teacher writes the suggestions on the whiteboard.

. The pupils choose the best moment through voting.

. Giving a task to each group.



Thinking up and editing the examples for the best continuation of the story.



Making illustrations to the continuation of the story.





Presenting the illustrations to the story.

Choosing the best illustrations through voting.

Placing the pictures in the correct order.



A few days later...

The pupils evaluate their work.

They give suggestions for the possible dissemination of the story in the school and outside it.

When the story is over the teacher presents the end of the story, made by the students from Liepaia - the pupils perceive the emotional effect of the whole story, a discussion is organized about the moral that each child can find in it.