



# Lesson Plan on LTT activities in Liepaja, Latvia

<b>Title:</b> Demonstrative pronouns		<b>Subject:</b> English	
<b>Age:</b> 10	<b>Date:</b> 13.11.2020. <b>Teacher's name:</b> Ilona Lipska	<b>Topic:</b> A very special day!	<b>Time:</b> 40 min <b>Country:</b> Latvia
Objectives	<ul style="list-style-type: none"><li>• Can use this-that / these-those in dialogues and can write sentences with this / that these / those.</li><li>• Understand about using demonstrative pronouns this/that, these/those</li><li>• Compare the differences between them doing the tasks</li><li>• Use demonstrative pronouns in sentences</li></ul>		
Materials and equipment	<ul style="list-style-type: none"><li>• Tablets</li><li>• Quizizz.com</li><li>• Books</li><li>• Workbooks</li><li>• Board games with dices</li></ul>		
<b>Procedure</b>			
Directions	<p>Step 1: Flipped learning – students watch introducing video about <b>this-that, these-those</b>; get acquainted with the presentation and try to understand the rule about using demonstrative pronouns (<b>this-that, these-those</b>); do the tasks from PowerPoint presentation, write down words (this-that, these-those) with translation into pupil's Exercise Notebooks (13 min) as homework.</p> <p>Step 2: In the beginning of the lesson teacher asks about pupil's homework: Do they understand the rule of using demonstrative pronouns: this-that, these-those; Have they got any questions about this topic? (Students answered they understood the rule).</p> <p>Step 3: Teacher offers pupils to show how much do they understand, explains the task: they have got 5 sentences and should choose the correct word: this/that/these/those.</p> <p>Step 4: Students by using interactive game in quizziz by using tablets check their understanding of the topic. Teacher helps some pupils to log in, walks around the class giving a help (Attachment 1.)</p> <p>Step 5: Teacher pays attention to the results of quiz and elicits from students what should they do next? Pupils answers: to train, to study more.</p> <p>Step 6: Teacher offers the 1<sup>st</sup> task: choose and write the correct pronoun in the sentence in Student's Workbooks; asks them do they understand the task? Pupils do the task, teacher walk around the classroom, check the answers, explains the mistakes (4 min) (Attachment 2.)</p> <p>Step 7: Teacher offers the 2<sup>nd</sup> task: to fill in the sentences with demonstrative pronouns in pairs; asks them do they understand the task? Teacher walks around the classroom, pays attention to the mistakes, students are encouraged to discuss the answers in pairs. Teacher helps students with learning difficulties to find out the visual material to help doing the task (in Student's Book). After some students have finished, teacher gives the keys of exercise, so students check</p>		



	<p>themselves, correct the mistakes, discuss the mistakes. Teacher asks some students to explain their choices (5 min.) (Attachment 3)</p> <p>Step 8: Teacher offers the 3<sup>rd</sup> task: to fill in the sentences with demonstrative pronouns in pairs; asks them do they understand the task? Teacher walks around the classroom, pays attention to the correction of mistakes, pupils are encouraged to discuss the answers in pairs. After some pupils have finished, teacher gives the keys of exercise, so students check themselves, compare and discuss right answers. Teacher asks some students to explain their choices. (3min.) (Attachment 4)</p> <p>Step 9: Teacher offers to play a board game in groups, remind them how to play (Topic: use this/that, these/those) (6 min.) (Attachment 5)</p> <p>Step 10: Teacher invites to summarise what do the pupils know at the end of lesson; elicits from students answers about: When we use <b>that</b> and <b>this</b>; <b>these</b> and <b>those</b> (2min).</p> <p>Step 11: Teacher invites students to check themselves how much do they know using quizziz on the tablets (5 min.)</p>
Evaluation	<ol style="list-style-type: none"><li>1. Quality of homework revised at the beginning of lesson <a href="http://www.joinmyquiz.com">www.joinmyquiz.com</a>;</li><li>2. Teacher's observations of student understanding during individual work and pair work.</li><li>3. Quality of pupils' understanding done at the end of the lesson using quizziz.</li></ol>

Link to video <https://youtu.be/nvt5J68egkA>

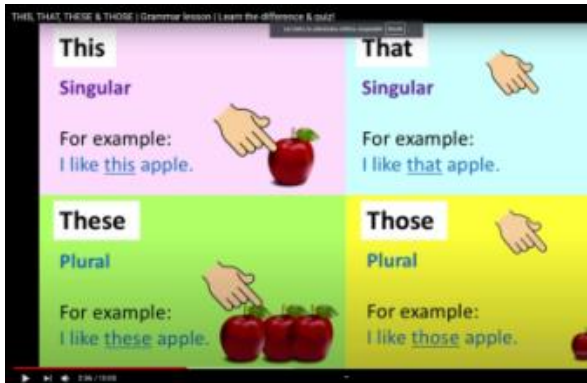
### Before the lesson.

Plan of activities at home.

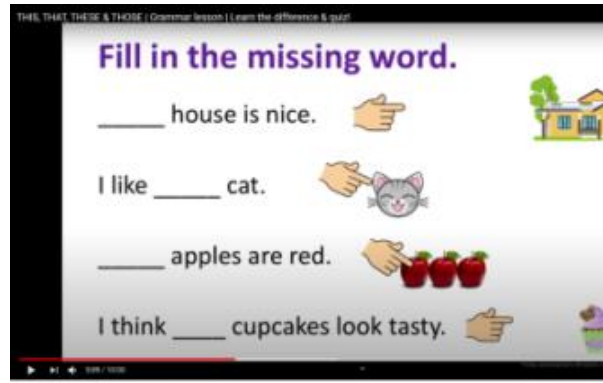
1. Watch a video till 3,53 min. and try to understand grammar rule about this/that, these/those:  
<https://youtu.be/QE87GUNMTsI?t=160>
2. Watch the presentation PowerPoint, read it, do the task from presentation.
3. Write down the words with translation in your pupil's Vocabulary.

### Presentation PowerPoint

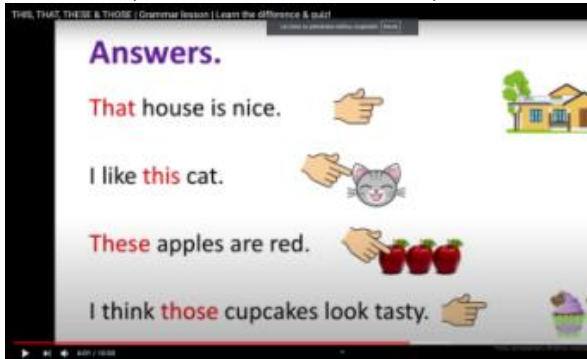
This/that and these/those



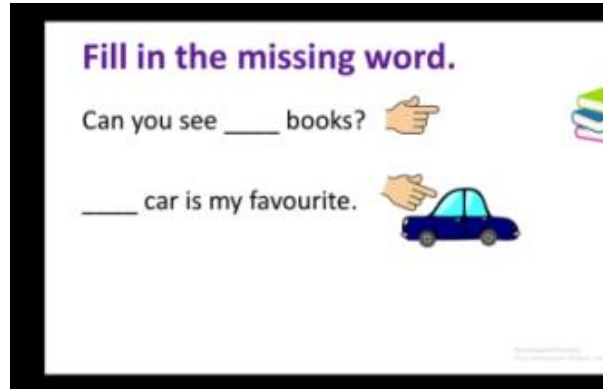
1. Translation of this/that these/those:  
Vienskaitlī                      Daudzskaitlī  
(singular)                      (plural)  
This- šis                      These- šie  
That- tas, tā                      Those- tie, tās



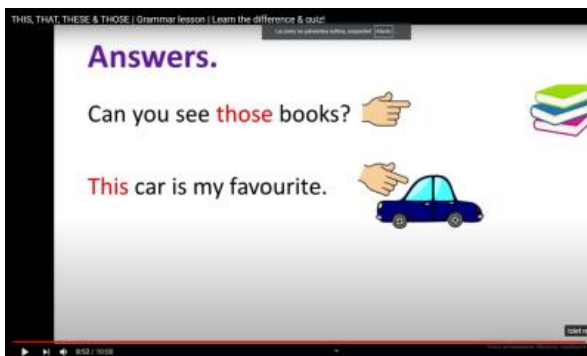
2. Think and say the correct word:



3. Check your answers:



4. Think and say the correct word:



5. Check yourselves!

Attachment 1

Evaluation at the beginning of the lesson (www.quizizz.com)

# QUIZIZZ

## Demonstrative pronouns

5 Questions

NAME : \_\_\_\_\_

CLASS : \_\_\_\_\_

DATE : \_\_\_\_\_

1.

1. .... is my key. 



Look at the picture. Choose **This /That /These /Those.**

\_\_\_\_\_

2.

2. .... is a doll. 



Look at the picture. Choose **This /That /These /Those.**

\_\_\_\_\_

3.

3. .... are the boots. 



Look at the picture. Choose **This /That /These /Those.**

\_\_\_\_\_

4.

4. .... are my cats. 



Look at the picture. Choose **This /That /These /Those.**

\_\_\_\_\_

5.

5. .... are houses. 



Look at the picture. Choose **This /That /These /Those.**

\_\_\_\_\_

### Answer Key

1. That

3. These

5. These


2. This


4. Those


Attachment 2  
Task from Workbook.


**Grammar**


4 Look and write: **this, that, these, those.**

1 **This** is a bottle of perfume. 

2 ..... is a hotel. 

3 ..... are rings. 

4 ..... are trunks. 

5 ..... is a wolf. 

Attachment 3

**THIS or THESE?**

- I want to buy \_\_\_\_\_ pen in the shop. I like it a lot!
- I don't like \_\_\_\_\_ shoes. They hurt my feet!
- I want to buy \_\_\_\_\_ vitamins. They are good for health!
- Don't listen to \_\_\_\_\_ boy! He is not telling you the truth!
- I really enjoy listening to \_\_\_\_\_ singers. They sing very well!
- Try to watch \_\_\_\_\_ film at the weekend. It is about animals!
- \_\_\_\_\_ girls are my sisters. I love them a lot!

**THAT or THOSE?**











- \_\_\_\_\_ hat doesn't look good on you! Try another one on!
- I don't like \_\_\_\_\_ book. It doesn't have interesting stories.
- Could you please give me \_\_\_\_\_ cup? I want to drink some coffee.
- Do you see \_\_\_\_\_ girls? They are my classmates!
- Mona's friends work in \_\_\_\_\_ shops.
- I know \_\_\_\_\_ doctors quite well.

Keys (for students) THIS or THESE	Keys (for students) THAT or THOSE
1.this	1.that
2.these	2.that
3.these	3.that
4.this	4.those
5.these	5.those
6.this	6.that
7.these	

Attachment 4

**This/That/These/Those**

CHOOSE THE CORRECT OPTION
























1- _____ IS A SCHOOL BAG. THAT THESE THIS	→	
2- _____ ARE KITES. THIS THOSE THESE		
3- _____ IS A CAR. THAT THIS THESE		
4- _____ ARE PENS. THESE THIS THOSE	→	
5- _____ IS A PENCIL. THESE THIS THOSE		
6- _____ ARE HATS. THAT THESE THOSE	→	
7- _____ IS A BIKE. THIS THAT THOSE		
8- _____ ARE CRAYONS. THESE THAT THOSE	→	
9- _____ IS A RUBBER. THIS THAT THESE	→	
10- _____ ARE BALLOONS. THOSE THESE THIS		

Keys (for students):

1. THAT
2. THESE
3. THIS
4. THOSE
5. THIS
6. THOSE
7. THIS
8. THOSE
9. THAT
10. THESE

Attachment 5

Board game. Throw the dice, take your turn, tell the correct word (this/that/these/those). If you reach the finish first, you are the winner!

	_____ IS A BALL.  	_____ IS A HOUSE.  
<b>BOARD GAME</b>		
_____ IS A CHICKEN.  	_____ IS A COW.  	_____ ARE DUCKS.  
_____ ARE DOGS.  	_____ ARE ELEPHANTS.  	<b>THIS      THAT</b>
_____ ARE GIRAFFES.  	_____ ARE BOOKS.  	_____ IS A BIRD.  
<b>THESE      THOSE</b>	_____ ARE FLOWERS.  	
<b>FINISH</b>	_____ ARE APPLES.  	_____ IS A COMPUTER.  

Attachment 6

High level task \*\*\* Writing

Rewrite sentences into plural. Use these, those.

Example: **This** book **is** interesting!                      **These** books **are** interesting!

1. This apple is red! .....
2. That hat is big! .....
3. This market is great! .....
4. That clown is funny! .....
5. That dog is friendly! .....

**Keys (for students)**

1. These apples are red!
2. Those hats are big!
3. These markets are great!
4. Those clowns are funny!
5. Those dogs are friendly!