

Co-funded by the
Erasmus+ Programme
of the European Union



ICT tools for teaching & learning

Experience from Liepāja Centre primary school

March, 2021



Using quizizz.com in learning process

English language teacher Ilona Lipska

Quizizz.com

What is it?

When it is used?

Why it is used for?

What are the advices?

How to start using quizizz.com?

What is it?

Quizizz is a free tool.

It works on any device: web browser, iOS, Android and Chrome apps.

When it is used?

You can use quizizz.com at lessons, like a game, a formative assessment, at home for homework.

Why it is used for?

Quizizz.com also gives teachers great feedback on learning and instruction. But quizzes and feedback are the tip of the iceberg.

To unlock formative assessment's full potential, go beyond the bar chart and get students to reflect on their own progress, areas for growth, and next steps.

In the end, it's not the quiz that counts but the thinking that happens after.

Some advices

- 1. Start with a quiz, then do a quick online poll about the quiz right after**
 - Help students gauge how they think they did.
 - Ask poll questions like: How challenging was it? How confident were you feeling? Did you feel prepared?
 - You can use the responses to differentiate future lessons or match up students for a future support activity.

2. After a quiz, start a discussion focused not only on what happened in the quiz but on what to do next

- As students talk about what was challenging, help them to focus on specific ways to improve.
- Encourage more confident students to push their understanding even further.
- For everyone, shift the focus from scores and grades to honest self-assessment.

3. After a quiz, engage students in a reflection activity

- As students reflect on where they are, ask them to think about where they need to go next.
- Help students articulate their own learning goals and next steps, then use this to help motivate them to go out and find the answers.

Mrs. Lipska
[View profile](#)

Create a new quiz

What will you teach today?

Search for quizzes on any topic

Find a quiz

My quizzes

Reports

Classes new

Collections

Memes

Profile

Settings

Log out

Refer a friend

Помощь

★ Recommended for you


[See more >](#)

18 Qs 1.2k plays



Triangle Factory Fire

12 Qs 5.4k plays



Conditionals

15 Qs 2.8k plays




Past Continuous

12 Qs 2.3k plays



Tenses

15 Qs 3.5k plays



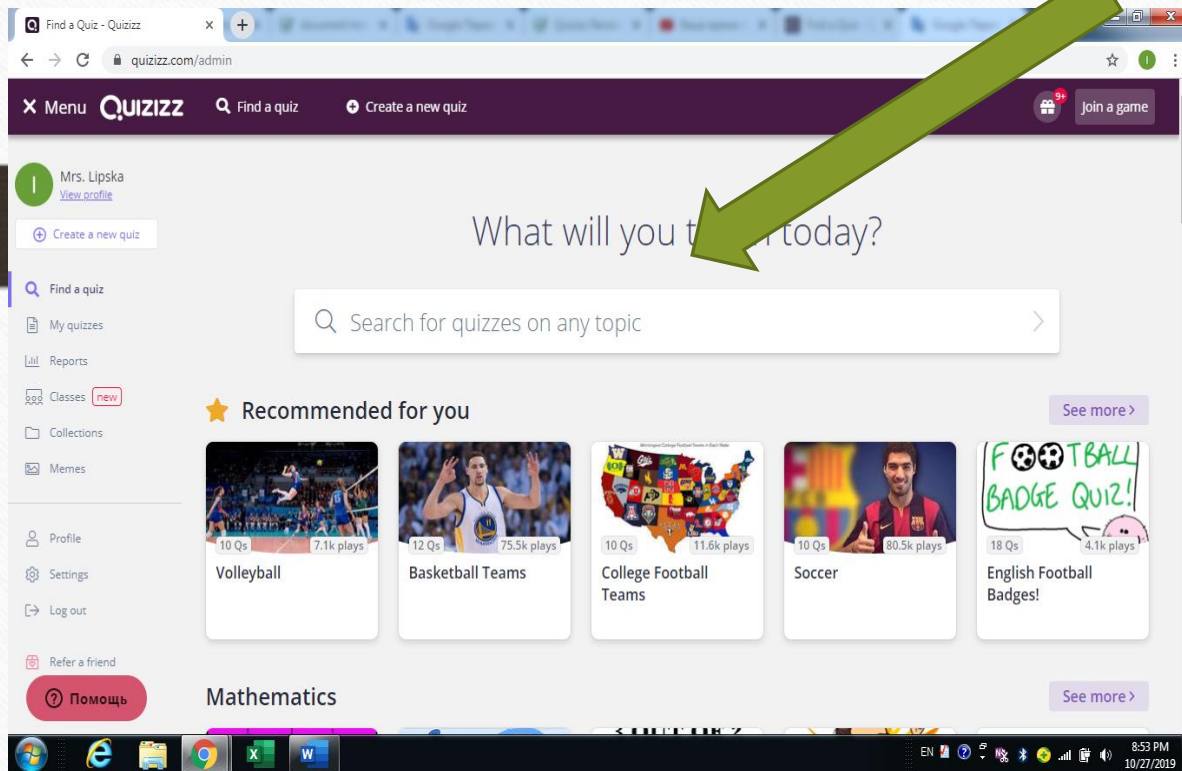
Inferencing & Main Idea

[See more >](#)

Mathematics

Instructions for using www.quizizz.com

1. Register on the website www.quizizz.com;
2. Look for a topic for your lesson
(click on “search a quiz”);
3. Search for quizzes on any topic;



4. Choose the appropriate topic

The screenshot shows the Quizizz admin interface with search results for 'past simple'. A green arrow points to the first result, 'Past Simple', which is highlighted. The interface includes a navigation menu on the left, a search bar at the top, and a list of quiz results. The first result, 'Past Simple', has a play button, 'Played 557 times', 'University - 10th', '3 hearts', and was 'created 7 months ago by k_jarotskaja_49490'. The second result, 'Past Simple tense', has a play button, 'Played 962 times', '5th - 6th grade', '1 heart', and was 'created a year ago by ermolina_44733'. The third result, '5 Г Комарова Past Simple', has a play button, 'Played 179 times', '5th grade', '1 heart', and was 'created 8 months ago by sobaka8708_40765'. On the right, a preview of the first question is shown: 'Q1. play' with two radio button options, 'played' and 'plaid'. Below it, 'Q2. study' has options 'studied' and 'studed', and 'Q3. cry' has options 'cryed' and 'cred'. A 'VIEW FULL QUIZ' button is at the bottom right of the preview. The browser address bar shows 'quizizz.com/admin/search/past%20simple'. The Windows taskbar at the bottom shows the time as 8:56 PM on 10/27/2019.

Menu QUIZZZ All quizzes

Sort by: Most Relevant Filter by: All Grades All Subjects MORE

316 results found "Russian" filter applied

Past Simple
▶ Played 557 times University - 10th ♥ 3
created 7 months ago by k_jarotskaja_49490 Like Save

Past Simple tense
▶ Played 962 times 5th - 6th grade ♥ 1
created a year ago by ermolina_44733 Like Save

5 Г Комарова Past Simple
▶ Played 179 times 5th grade ♥ 1
created 8 months ago by sobaka8708_40765 Like Save

9 Questions

Q1. play
 played plaid

Q2. study
 studied studed

Q3. cry
 cryed cred

https://quizizz.com/admin/quiz/5bf173eb9d8347001ae3ea85/past-simple-tense

8:56 PM 10/27/2019

5. Choose what do you want to use: Live Game or as a Homework ?

The screenshot shows the Quizizz admin interface for a quiz titled "Past Simple". The interface includes a sidebar with navigation options like "Create a new quiz", "Find a quiz", "My quizzes", "Reports", "Classes", "Collections", "Memes", "Profile", "Settings", and "Log out". The main content area displays the quiz details: "Past Simple", "University - 10th", "English, Computers", "557 times", "52% average accuracy", and "7 months ago". Below the details, there are three buttons: "Live Game", "Homework", and "Practice". A green arrow points to the "Homework" button. The "12 Questions" section is partially visible, showing a question: "Q. I in the cinema yesterday" with answer choices "was" and "were". The Windows taskbar at the bottom shows the time as 8:59 PM on 10/27/2019.

6.If you want to use it in the classroom:
choose Live Game;
remember to choose the options;

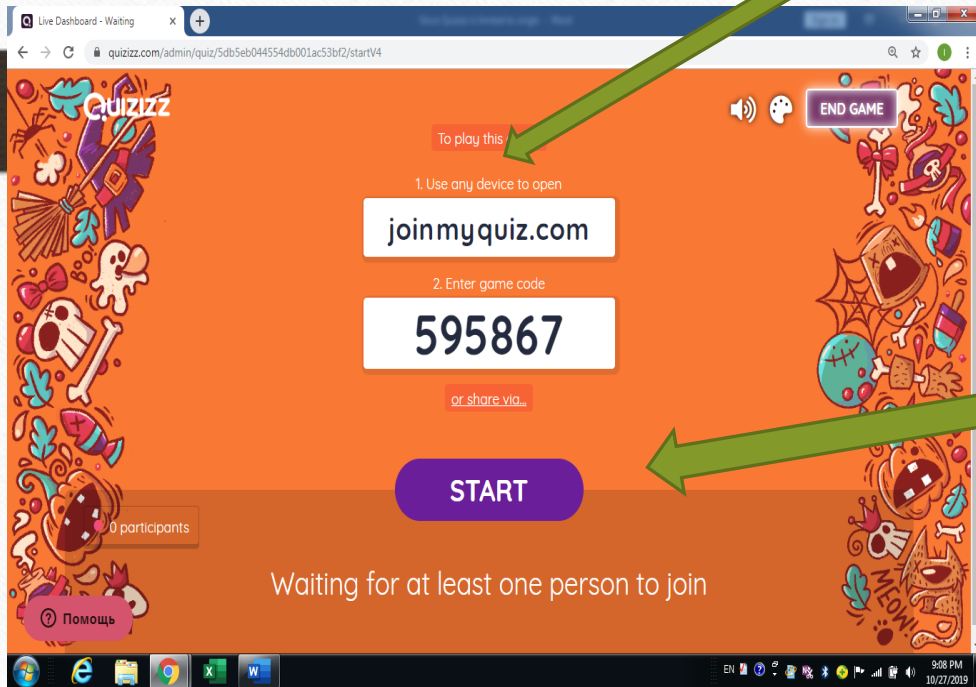
The screenshot shows the Quizizz admin interface in a browser window. The address bar displays the URL: `quizizz.com/admin/quiz/start_new/5c9499a4e36da7001dbde31c`. The navigation bar includes a menu, search, and options to create a new quiz or join a game. The user profile for Mrs. Lipska is visible. The main content area is titled "Hide Advanced Settings" and contains two sections: "General settings" and "Gameplay settings".

Section	Setting	Value
General settings	Student attempts	1
	Show answers in-game	Off
	Show answers post-game	On
Gameplay settings	Speed bonus	On

This panel provides a detailed view of the "Advanced Settings" for a quiz. It is organized into three main sections: "General settings", "Adaptive Learning", and "Activity settings".

Section	Setting	Value
General settings	Participant attempts	Unlimited
	Name factory	Off
	Show answers during activity	Validate only
	Show answers after activity	On
Adaptive Learning	Adaptive Question Bank Mode	Off
	Activity settings	On
Activity settings	Power-ups	On
	Timer	Default timer
	Show leaderboard	On
	Shuffle questions	On
	Shuffle answer options	On
	Redemption Questions	On
	Show memes	On

Click on Host Game;
You see a code on your screen, students log in on www.joinmyquiz.com with this code and their names;



After your students joined a game, click on START

7.If you want to use as Homework:
choose Homework;
choose the term students do this hw;

Past Simple | Live Game Settings

quizizz.com/admin/quiz/homework/5c9499a4e36da7001dbde31c

Menu QUIZZZ Find a quiz Create a new quiz Join a game

Mrs. Lipska View profile

Create a new quiz

Find a quiz

My quizzes

Reports

Classes **new**

Collections

Memes

Profile

Settings

Log out

Помощь

Past Simple
12 questions

1. Students should complete the quiz

Oct 28th

09 : 15 PM

1 day, and 1 minute from now.

Host Game

2. Assign to a class (optional)

Not assigned to any classes SELECT

Advanced Settings

General settings

Participant attempts
How many times can participants take this quiz? Unlimited

Name factory
Participants can only use fun Quizizz-generated names

Show answers during activity
Show participants the correct answers after each question Validate only

Show answers after activity
Allow participants to review questions and answers at the end On

Adaptive Learning [See how it works](#)

Adaptive Question Bank Mode
Generate a unique set of questions every time to prevent copying and rote learning.

Activity settings

Power-ups
Participants get bonus points and other fun abilities. Learn more

Timer
Participants see a countdown and get extra points for each question. See how it works. Default timer

Show leaderboard

Shuffle questions

Shuffle answer options

Redemption Questions
Allow participants to reattempt a few incorrect questions

Show memes
Show funny pictures after each question

Click on assign, share a link, you see the link, copy and send it your students: <https://quizizz.com/join?gc=071108>

Invite participants Share report **END ASSIGNMENT**

Deadline: 10:15am, March 19 [edit](#)

[Google Classroom](#) [Share a link...](#)

or

Ask participants to open
joinmyquiz.com
and enter this code
65463074

Assigned quiz

4.kl. Present simple questions and short answers. [edit](#)


March 18th 2021, 10:09 AM (in a few seconds)

[View quiz](#) [Flashcards](#)

Accuracy: 0% Questions: 24 Participant Attempts: 0

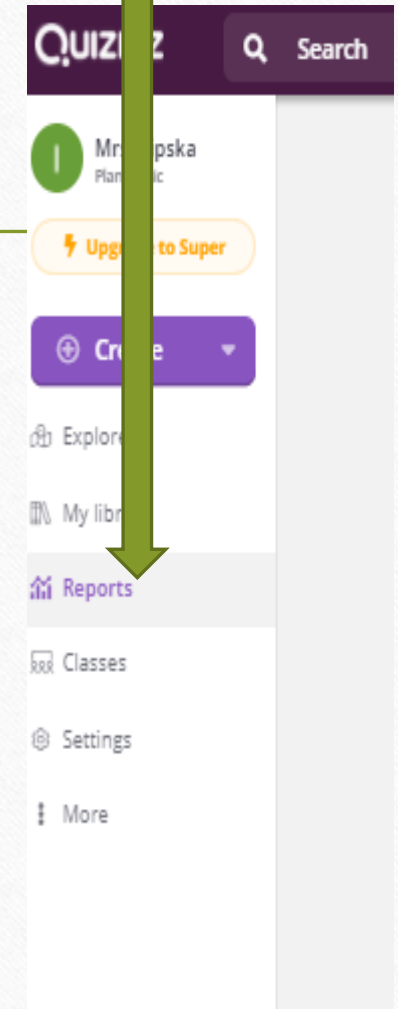
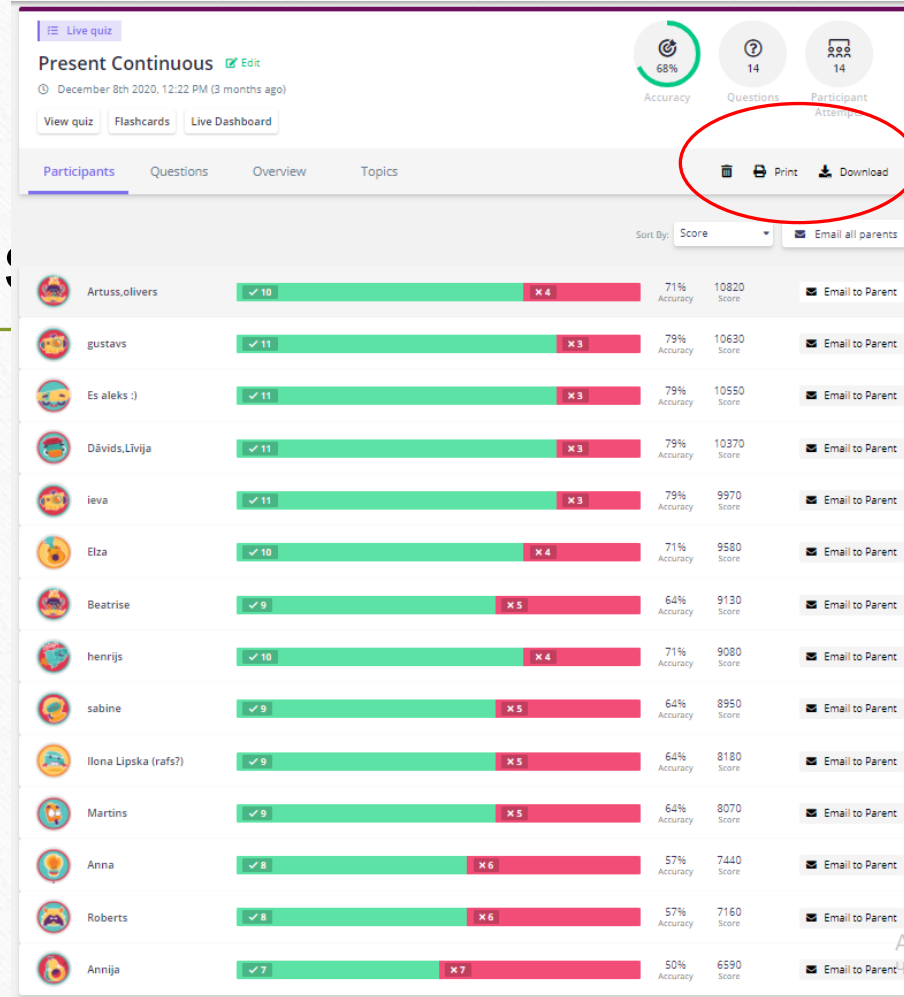
[Print](#) [Download](#)

No participants have joined yet.



Check the report after participants start answering questions.

After finishing click on **REPORTS**, you see results as percentages



You can print what do you need

The screenshot displays a quiz dashboard for a quiz titled "Present Continuous". The dashboard includes a "Live quiz" toggle, an "Edit" button, and a timestamp of "December 8th 2020, 12:22 PM (3 months ago)". Three circular statistics are shown: Accuracy at 68%, Questions at 14, and Participant Attempts at 14. Below these are buttons for "View quiz", "Flashcards", and "Live Dashboard". A navigation bar contains "Participants", "Questions", "Overview", and "Topics". On the right, there are icons for "Delete", "Print", and "Download". The "Print" button is highlighted with a green arrow, and its dropdown menu is open, showing options: "Questions summary", "Participant summary", and "All participant reports".

Live quiz

Present Continuous [Edit](#)

December 8th 2020, 12:22 PM (3 months ago)

[View quiz](#) [Flashcards](#) [Live Dashboard](#)

Accuracy 68% Questions 14 Participant Attempts 14

[Participants](#) [Questions](#) [Overview](#) [Topics](#)

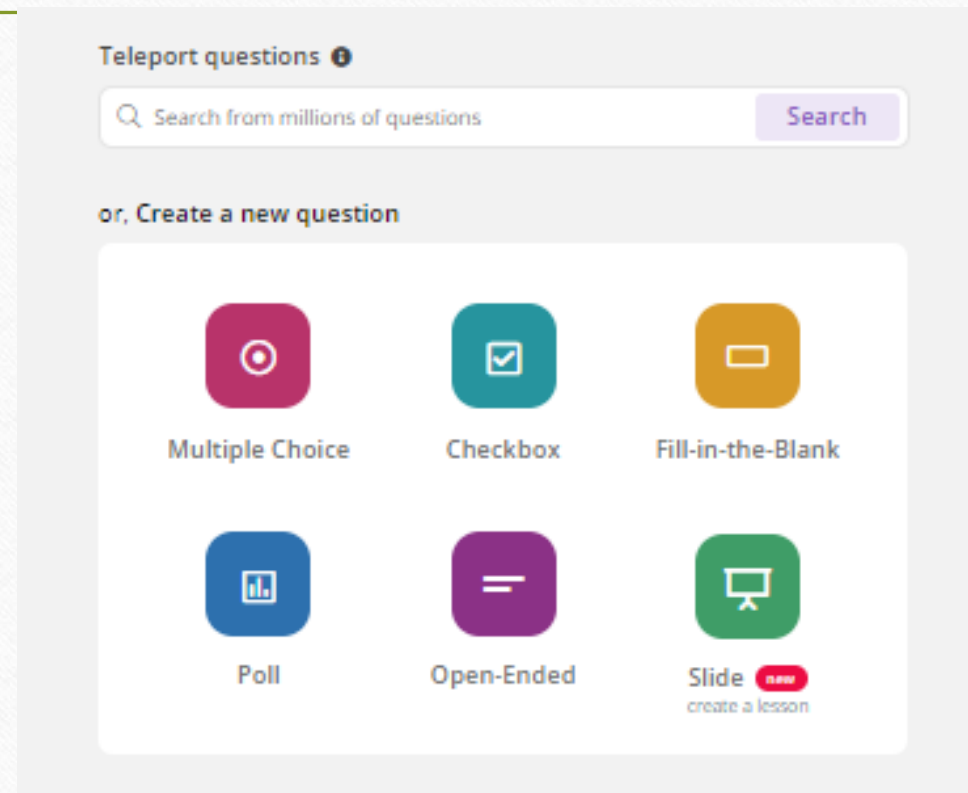
Sort By: [Print](#) [Download](#)

- Questions summary
- Participant summary
- All participant reports

Email all parents

If you want to make your own quiz:

1. Click on Create, Classic, Name this quiz;
2. Choose the option Teleport or Create a new question.



Summarize: How to start using quizizz.com?

Register;

Look for a topic for your lesson (find a quiz);

Or make your own quiz;

Send the link of quiz to students for homework

(<https://quizizz.com/join?gc=071108> or www.joinmyquiz.com and a code: 071108)



Using edpuzzle.com in learning process

History teacher Kristine Bardule

Edpuzzle.com

- Edpuzzle is an easy-to-use platform allowing you to engage every student, one video at a time. Get to know more about us below.
- More than 65% of students are visual learners, and +95% of students watch YouTube regularly.
- Videos are a powerful resource.

How Edpuzzle works

- Find a video
 - on YouTube,
 - upload your own
 - re-use a video lesson created by another teacher.
- Then, edit the video to create your lesson. Record your voice to personalize it, and hold your students accountable by embedding questions in the video.
- Assign the video to your students and check their progress in real time while they learn at their own pace.

Type of questions

1. Open-ended questions

This is perfect if you want your students to give a more thoughtful response. These are not automatically graded since each student's answer will differ.

2. Multiple-choice

Here you can select which answers are correct and incorrect. Test your student's understanding with all kinds of question formats, like true/false, single answer, multiple answers and more. These are graded automatically.

3. Notes

This is your tool for telling your students anything you need them to know about the video. Add context, give instructions or add an interesting fact!

Video search

- My Content This is the default section. Here, you can search through videos you've already stored in your account.
- Edpuzzle channel The Edpuzzle channel will show you video lessons that other teachers have created. You can always edit them to make them more relevant to what you're teaching!
- Other popular channels (YouTube, Khan Academy, etc.) Search for videos on YouTube, Khan Academy and National Geographic, among other channels. None of the videos you find on these channels will have questions added to them by other teachers, but you can add your own, of course!

Editing

- Cut video it with Edpuzzle! You can use the cut feature in the editing section to include only what you need.
- Embed a question in your video, select the video you want to use and click “Edit” to open the video editor.
- Record audio. Studies show that students pay more attention to information if they hear it from a familiar voice.
- Record voiceover, studies show that students pay more attention to information if they hear it from a familiar voice!
- Add pictures, links, documents and even formulas to your video lesson

Assigning

- Assign each video individually or assign multiple videos together
- Assign video to one or multiple classes
- Choose if you want to prevent skipping
- Easy to embed video in Google Classroom
- Invite students with unique class code



Using [baamboozle.com](https://www.baamboozle.com) in learning process

Russian language teacher Olesja Adilova

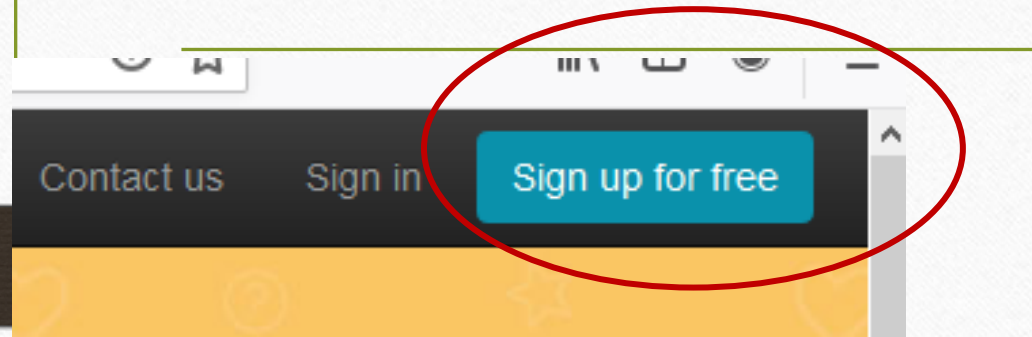
www.baamboozle.com

American Association
of School Librarians



Website for
Teaching & Learning

Registration



Email

Password

Confirm Password

Username

I agree to get emails about fun stuff on Baamboozle

Sign up with Email

Games on different topics

Games News

Games

Over 350,000 games made by teachers

Search games

Enter topic or game code



**LISTEN
AND
LEARN**

Video Game: Animal Sounds

Listen to the sound and guess the animal!

Baamboozle

30



Try Baamboozle+

222



Stop the Bus - Basic

Think of words that match the letter and category


Aaron Fitzgerald

An easy

daniflores

24

Games on different topics



Game Code: 98503 ⓘ

👤 36 ★ Featured

Food you can find in Ireland

Hide

▶ Play

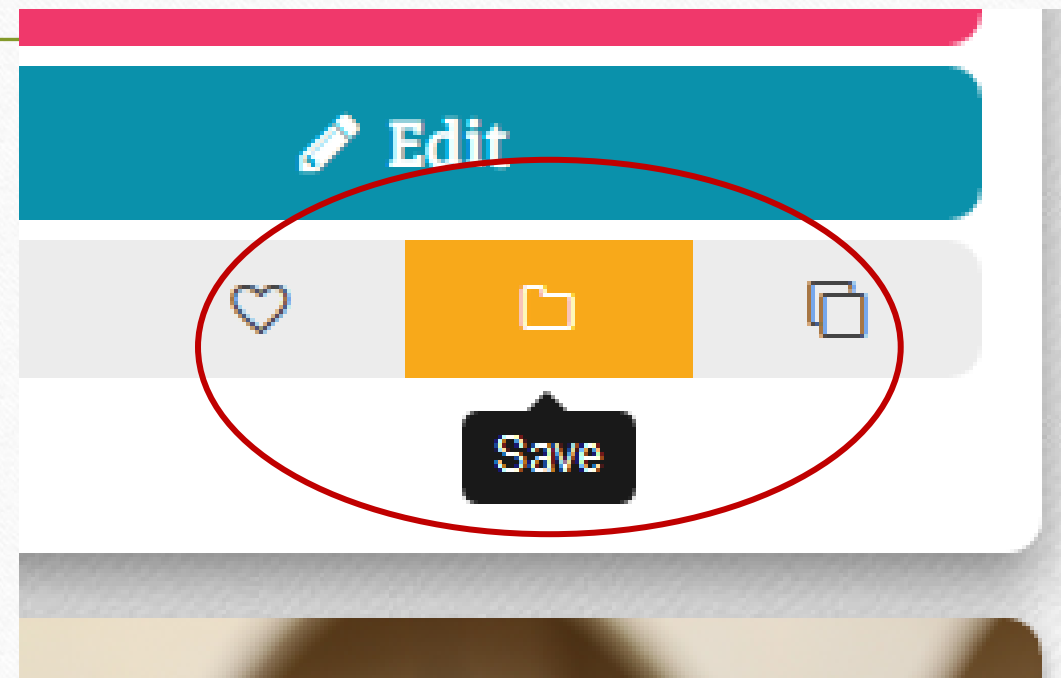
📄 Study

🖥 Slideshow

✎ Edit

🔄 ❤ 📁 📄

Paul

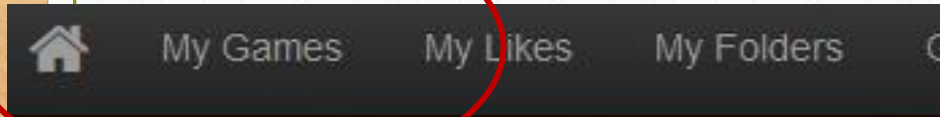


✎ Edit

❤ 📁 📄

Save

Game creation



Title

What's it called?

Browse gifs, upload ima

GIF

Обзор... Фд

Description

What's it about?

- Public** Visible on your profile. Anyone can play.
- Unlisted** Hidden from your profile. Anyone with the link or game code can play.
- Private** Hidden from your profile. Only you can play.

Make game

Cancel

Game creation

EDIT GAME

About everything in the world

New game made! Now add some questions to it.

Multiple Choice

Settings

Delete

Question

Answer

Points

Image options

Browse gifs, upload image or paste URL (0.5MB max)



Play baamboozle

The screenshot displays the Baamboozle settings menu. At the top, the word "Teams" is next to a red icon of four people, and this entire section is circled in red. Below it is a horizontal row of numbers from 1 to 8, with the number "2" highlighted by a yellow rounded square. Underneath the numbers, the word "Questions" is next to a red question mark icon, and this section is also circled in red. Below "Questions", the number "8" is on the left and the number "16" is on the right, with "16" highlighted by a yellow rounded square. A red button with a list icon and the word "Options" is positioned below the "Questions" section. At the bottom of the screen, there are three white buttons: "Quiz" with a blue graduation cap icon and the text "Questions only"; "Classic" with a yellow star icon and the text "Questions and Power-Ups"; and "Classic Jr" with an orange person icon and the text "Classic with simple scoring".

Teams

1 2 3 4 5 6 7 8

Questions

8 16

Options

Quiz
Questions only

Classic
Questions and Power-Ups

Classic Jr
Classic with simple scoring

<https://www.baamboozle.com/game/403623>





Using jeopardylab.com in learning process

English language teacher Ilona Lipska



[Build](#) [Browse](#) [About](#) [Login / Join](#)

[Create a Jeopardy Game](#)

It's free, fast, and easy. No registration required!

[Find a Jeopardy Game](#)

JeopardyLabs has **2 million** of them — and counting.

"JeopardyLabs is the simplest way to build Jeopardy-like games online."

– You (after using JeopardyLabs)

Water Cycle	Clouds	Weather Vocabulary	Stormy Weather	Tornado Safety and Trivia
100	100	100	100	100
200	200	200	200	200
300	300	300	300	300
400	400	400	400	400
500	500	500	500	500

Examples: [Weather](#), [World Capitals](#), [Geometry](#)

And if you like JeopardyLabs, try my other projects: [Test Maker](#), [Crossword Puzzle Maker](#), [Bingo Card Generator](#), [Word Search Maker](#)

<https://jeopardylabs.com/play/aansomeany-22>



slido

Using sli.do in learning process

English language teacher Ilona Lipska

www.slido.com

Slido is an easy-to-use Q&A and polling app that will turn your silent listeners into engaged participants.

Tutorial video:

<https://youtu.be/3Pt-CaTWdeI>

The screenshot shows the Slido website's 'Tutorial videos' page. At the top, there is a navigation bar with links for Product, Solutions, Pricing, Resources, Enterprise, We are hiring! (with a green checkmark), Log In, and a green Sign Up button. The main heading is 'Tutorial videos' with a subtext: 'Discover how to use Slido to make your events more interactive.' Below this is a large yellow video player thumbnail. A grid of nine smaller video thumbnails follows, each with a play button icon and a duration in the bottom right corner. The thumbnails are: 1. 'How Slido works' (1:37) with a teal background and a person icon. 2. 'How to manage Questions' (1:27) with an orange background and a question mark icon. 3. 'How to manage Polls' (1:42) with a teal background and a poll icon. 4. 'How to display Slido at your event' (0:39) with a blue background and a presentation screen icon. 5. 'How to introduce Slido to your audience' (0:39) with a green background and the Slido logo. 6. 'Integrate Slido with your Presentation' (1:37) with a teal background and icons for PowerPoint, Slido, and PDF. 7. 'How to manage Questions' (2:22) with a red background and a question mark icon. 8. 'How to manage Questions' (2:45) with a purple background and a person icon. 9. 'Integrate Slido with your Presentation' (1:38) with a green background and a trophy icon.

slido Product Solutions Pricing Resources Enterprise We are hiring! Log In Sign Up

Tutorial videos

Discover how to use Slido to make your events more interactive.

How Slido works 1:37

How to manage Questions 1:27

How to manage Polls 1:42

How to display Slido at your event 0:39

How to introduce Slido to your audience 0:39

Integrate Slido with your Presentation 1:37

How to manage Questions 2:22

How to manage Questions 2:45

Integrate Slido with your Presentation 1:38

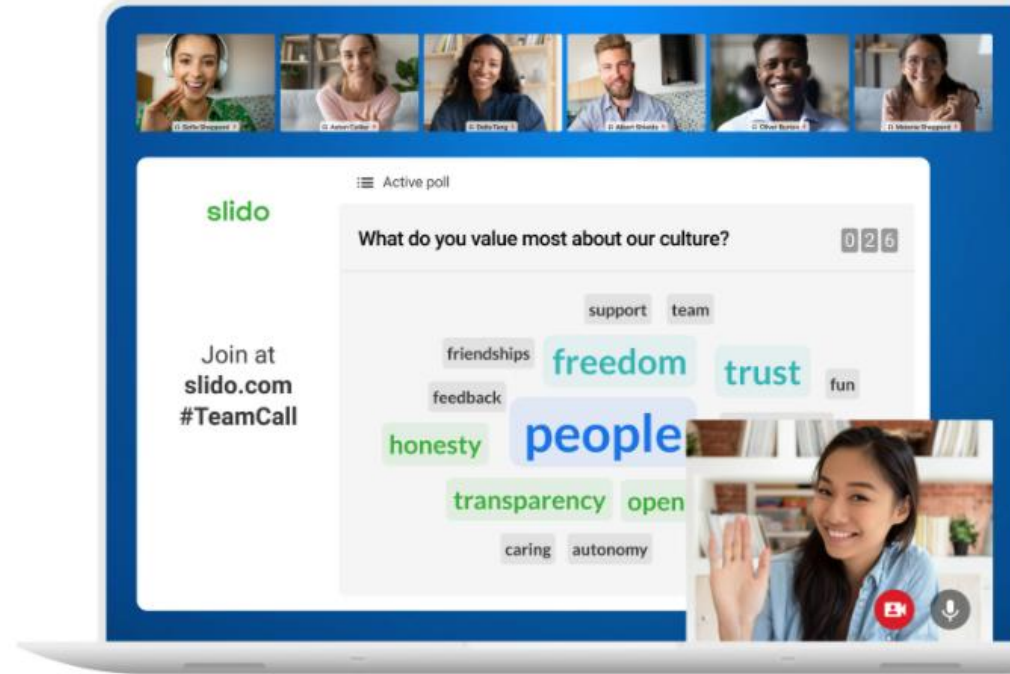
Joining as a participant? # Enter code here

Say goodbye to boring meetings

Slido is an easy-to-use Q&A and polling app that will turn your silent listeners into engaged participants.

[Try it free](#)

[Schedule a demo](#)



You can use Slido with



Where you can use Slido



Remote meetings

Give everyone on your remote team a chance to participate, no matter where they are.

[Learn more](#)



Virtual events

Make your online participants part of the event with interactive Q&A and live polls.

[Learn more](#)



All-hands meetings

Run effective Q&A sessions and engage your team during all-company meetings.

[Learn more](#)



Business

Start a two-way conversation with your employees and run more interactive meetings.

[Learn more](#)



Conferences

Increase audience interaction in your Q&A sessions, panel discussions or fireside chats.

[Learn more](#)



Education

Maximize the learning of your students with live polls, quizzes and interactive Q&A.

[Learn more](#)

Some examples of using

Poll results

Export X



What can you say about using technologies studying English in our school? Were the English lessons interesting in 1.sem.? Give me some ideas to organize better lessons. 9 👤 >



What can you say about using technologies studying English in our school? Were the English lessons interesting in 1.sem.? Give me some ideas to organize better lessons. 1 👤

What can you say about using technologies studying English in our school? Were the English lessons interesting in 1.sem.? Give me some ideas to organize better lessons.

Man viss patika, jo mums nebija tikai jāšēž solos, bet varējam pildīt uz tāfeles

The smester was very interesting.
Yes they are interesting. I like it

The lessons were interesting.
What about improving by doing some fun activities with AR (augmental reality)?

but i 1. sem were interesting and cool

I liked all lesson in 1.sem

Maybe more work in tablets
I think the lessons were interesting and you shouldn't change anything.
I like them.

I think it all good and whe dont need ad anything new yet.

Ак
Что

Open text poll
Votes: 10

Write a question in Past Continuous.

+ Create a poll

Write a question in Past Continuous. 0 1 0

- Were you studying yesterday at 3 o'clock?
- Were you reading a book yesterday at 3. pm.
- Were you riding a bird yesterday?
- Were you sleeping yesterday 11 o'clock ?
- What were you doing in 8AM?
- Where you watching TV yesterday at 5.00?
- Did you sleep well last night?
- Were you eated yester day at 8 o clock pm
- What were you doing this morning?
- Where you singing yesterday at 9 PM?

Participants can vote at slido.com with code #66529

slido

How are you feeling today?

www.slido.com

code #F330




classkick

Using classkick.com in learning process


Computing teacher Svetlana Meža

What is Classkick?



How does classkick.com work?

- Teacher creates or uploads an existing assignment into Classkick.
- Teacher assigns a roster and provides the class code to students.
- Students begin working and teacher is able to view their thinking and give feedback live!



**The mind is like a parachute.
It doesn't work unless it's open"**

Thomas Dewar

Let's be open to a new ideas and try
[quizizz.com!](http://quizizz.com)