



# “ICT tools and platforms for online education during the Covid-19 pandemic”

Spain 18th March 2021



Co-funded by the  
Erasmus+ Programme  
of the European Union



Generalitat de Catalunya  
Departament d'Educació



# A PANDEMIC! What did we do?



When we first knew about the pandemic, the situation in Spain **was not really alarming**. However, one day the government ordered **an imminent lockdown** that took us by surprise.

With **no time for planning** what to do, we reacted with some actions that really helped us to **keep in touch** with families and students. What did we do?

- 01** A **phone call to all families** in order to know that everyone was healthy and fine.
- 02** Organize and help with the **scholarship dining** so they can use the money to buy food during the lockdown.
- 03** Prepare **school material boxes** for students in a difficult economic situation.
- 04** We started organizing the lessons by **video calls** with the students.
  - 1 video call with the tutor everyday
  - English video calls twice a week
  - P.E challenges and Music lessons every week.

# What helped us?

Now, we'll show you the different ICT tools we used during the pandemic. It was tough, but these technologies made it easier for both the teachers and the students.

Here are the tools you'll find in our presentation:

**01**

## Live worksheets

Useful resources to do worksheets online

**02**

## School website

The official way to communicate with the whole community.

**03**

## Dinantia

An app to communicate with the families.

**04**

## Google resources

Useful tools to keep in touch with the students.

**05**

## Teachers' training

The teachers have been taking some courses to get updated.



**LIVEWORKSHEETS**

**Website:**


<https://files.liveworksheets.com/>

# Resource 1

## LIVE WORKSHEETS

- Engaging activities.
- They take full advantage of the new technologies applied to education.
- They can be automatically graded, providing students with instant feedback.
- The registration is free.
- Suitable for young learners.

# How does it work?




WATCH THE VIDEO AND CLASSIFY THE FARM ANIMALS DEPENDING ON THEIR SIZE (BIG OR SMALL).



Learning the difference between big and small - Richard (3 years old)

# How does it work?











**10/10** DAYS OF THE WEEK



Listen to the song and then put the days of the week in the correct order.

MONDAY	<input type="text"/>
TUESDAY	<input type="text"/>
WEDNESDAY	<input type="text"/>
THURSDAY	<input type="text"/>
FRIDAY	<input type="text"/>
SATURDAY	<input type="text"/>
SUNDAY	<input type="text"/>


Learning the days of the week  
(5 years old students)

6 	SEVEN 
7 	EIGHT 
8 	SIX 
9 	TEN 
10 	NINE 

Connections: 6 to SEVEN, 7 to EIGHT, 8 to SIX, 9 to TEN, 10 to NINE

Learning the numbers  
(4 years old students)

# How does it work?



Teaching specific vocabulary  
(Fourth graders)

**Base form:**  
**Add +ed**

listen	listened
cook	
look	
call	
walk	
play	
help	
open	
watch	
paint	
jump	
play	
brush	
follow	

**Verbs that end with vowel & consonant**  
**Double the constant(2x)**  
**Add +ed**

skip	skipped
stop	
pin	
clap	
hop	
zip	

Write the past tense for each verb.

**REGULAR VERBS**  
By: Teacher Enay Forehan

**Verbs that end in -e**  
**Add +d**

close	closed
like	
live	
share	
use	
save	
love	
move	

**Verbs that end in -y**  
**Remove -y**  
**Add +ied**

cry	cried
fry	
try	
dry	
study	
carry	
marry	
copy	

Revising grammar  
(Sixth graders)

# Resource 2

## SCHOOL WEBSITE



- Works like the **meeting virtual point** of the school's actors all (*kids, parents, teachers, headmastering team...*)
- A place to follow, day by day, minute to minute, the **school year's development** when lockdown times: (*news, calendar, family comments and messages, essential infos about the school news during the lockdown, etc*)

The screenshot shows the website for ESC Casablanca. At the top, there is a navigation bar with the school's name and logo, and a menu with options like 'canviari', 'documents', 'cerca', 'm' (mobile), 'dinàmic', and 'menú'. Below the navigation, there is a main banner with the text 'ACTUALITZACIÓ: Portes obertes virtuals i enllaç' and a calendar for March 2021. The calendar highlights two dates: 'Dijous 4 de març 2021' at 15:15h and 'Dimecres 10 de març 2021' at 17:30h. Below the banner, there is a section for 'PREINSCRIPCIONS 21-22' and a 'Destaquem' section with various logos and links. At the bottom, there is a calendar for March 2021 and a video player with the title 'Nou vídeo sobre les portes obertes'.

### Website:

<https://agora.xtec.cat/esccasablanca/>



# School website

Seguirem el següent horari:

dilluns MATES	dimarts CATALÀ	dimecres MEDI PLÀSTICA	dijous CASTELLÀ EF.	divendres ANGLÈS MÚSICA
------------------	-------------------	---------------------------	------------------------	----------------------------

Per accedir a les tasques, premeu l'enllaç "Accedir a les tasques de ..."


Per enviar un arxiu (fotografia, document...) per correu electrònic, mireu el següent vídeo-tutorial.

TASQUES A REALITZAR:

SETMANA 14 – DEL 15 AL 19 DE JUNY DE 2020

15-6-20	16-6-20	17-6-20	18-6-20	19-6-20
	• Anar a Tasques de Català	• Anar a Tasques d'Arts & Crafts	• Anar a Tasques d'E.F. Anar a Tasques de castellà	• Anar a Tasques d'Anglès • Anar a Tasques de Música

- The website also worked as the **official note board**, showing students and families **assigned tasks and deadlines** for kids to do.
- These tasks were nicely organized by **grades, weeks** and **subjects**.





# Resource 3

## DINANTIA

- A web and mobile communication platform directed at schools, teachers, parents and students.
- Allows us to attach files to our messages, as well as arrange meetings or create opinion polls.
- Free for families.

# Resource 3

## DINANTIA



# Resource 4

## GOOGLE RESOURCES

- Google Meet is a free video conferencing service from Google
- Available on **the web**, and phones and tablets for **Android** and **iOS**
- Designed as a way to host video meetings
- Students can join by clicking on the link that teachers send them



# Resource 4

## GOOGLE RESOURCES

- It integrates Docs, Sheets, Slides, Gmail, and Calendar into a cohesive platform to manage students and teacher communication
- Teachers can create, distribute and mark assignments with ease.
- We can monitor each student's progress and after being graded, we can return work along with comments.



Google Classroom

# Resource 4

## GOOGLE RESOURCES



The screenshot shows the Google Classroom interface for a class named '6è C'. The top navigation bar includes 'Tauler d'activitat', 'Treball de classe', 'Persones', and 'Notes'. The main content area features a large image of students sitting on the ground outdoors. Below the image, there is a 'Codi de la classe' and a 'Enllaç de Meet'. A sidebar on the left contains 'Pròxims' events, including a 'Dossier competències bàs...' and a 'Vídeoconferència dones cl...'. The main content area lists recent assignments: 'Anuncia alguna cosa a la teva classe', 'Esther Guillera Caballero ha publicat una tasca nova: PROBLEMES PERCENTATGES', and 'Esther Guillera Caballero ha publicat una tasca nova: FRACCIONS EQUIVALENTS'.

The screenshot shows the Google Classroom interface for a class named '6è C'. The top navigation bar includes 'Tauler d'activitat', 'Treball de classe', 'Persones', and 'Notes'. The main content area is titled 'ANGLÈS' and 'CATALÀ'. Under 'ANGLÈS', there are two assignments: 'BASE VERBS' and 'REGULAR VERBS'. Under 'CATALÀ', there are three assignments: 'DICTAT INTERACTIU CATALA', 'PREPARACIO DICTAT 7', and 'Fitxa repàs tema 5'. The interface also shows a 'Crea' button and 'Meet', 'Google Calendar', and 'Carpeta de Drive de la classe' options.

# Resource 5

## TEACHERS' TRAINING

- G Suite tools for education
- Get away to gamification
- Tools for virtual teaching



# A PANDEMIC! What do we do now?



Since the pandemic started being “**controlled**”, the Catalan government decided to open the schools in September, so we adapted our way of doing to the Co-vid measures:

## How do you make the way in?

The school has around 400 students, so **we have adapted 9 different entrance points** to make sure they can get in in a safe way.

Every time they get in, we take students’ **temperature** and we rub some **hydroalcoholic gel** on their hands.

## How do you organize the students?

Students are divided into groups of 16 or 17.

There are three classes in each grade.

Stable student groups have been established to make it easier to trace possible cases occurring at the school.

Masks are mandatory for students aged 6 and over.

## What happens with the students with no economic resources?

Pla Digital Catalunya  
Computers



# A PANDEMIC! What do we do now?

## What happens if there's a positive in the school?

All schools are in contact with the nearest **Primary Care Trust** in order to coordinate these situations.

Firstly, the “**bubble group\***” get ready for a 10 days lockdown. When they are at home, the school management team call kid by kid to schedule their PCR (*Co-vid test*).

Secondly, the school has a **lockdown teaching plan** (Pla de Confinament) in which the students continue working at home doing 2 or 3 video calls per day.

Finally, if all the other students' **PCR result is negative**, pupils can come back to school after the 10 days lockdown.

\*A bubble group is a group of people that try to do together as much daily activities as possible. In the school, every bubble group is always together and cannot be mixed with another bubble group.

# Thanks!

Do you have any questions?



**Andrea**



**William**



**Alicia**



**Frank**

Escola Casablanca English Team

