

Co-funded by the
Erasmus+ Programme
of the European Union



ICT TOOLS AND PLATFORMS FOR ONLINE EDUCATION DURING THE COVID-19 PANDEMIC

ERASMUS+ PROJECT 2018 -2021

DIGITAL COMPETENCES AND SOFT SKILLS FOR THE
BETTER FUTURE

35 SEU DOBRI VOINIKOV

SOFIA, BULGARIA



GOOGLE CLASSROOM

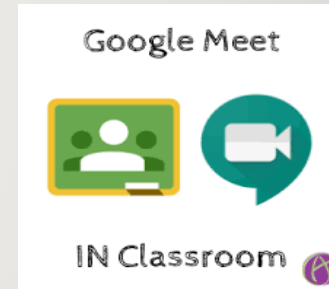


We use google classroom as a primary platform for distance online education.

In the platform we upload materials, assignments and tests. Students return homework as files, photos or online worksheets. They can comment and upload different projects. We also use google classroom for formal communication between school management and the teachers.



ONLINE REAL TIME LESSONS



- By using Google Meet we are able to communicate with video and audio with our students in real time.
- There are various options to share e-books, presentations and other materials or a white board and collaborate with the students.





INTERACTIVE WHITEBOARD – JAMBOARD

- an interactive whiteboard system which enables collaborative work between the teacher and a student/or students

БЕЛ - ИФО - 4. клас

2 / 16

Споделяне

Отваряне на Jamboard

Задаване на фон Изчистване на рамката

Запиши сказуемите от 1 задача тук:

ИУЧ - БЕЛ - 10.12.2020 г.

започна скита стигна обичаше покатери светваше появяваха

Главни части на изречението

подлог

сказуемо

същиме, прилиме, лично местоимение

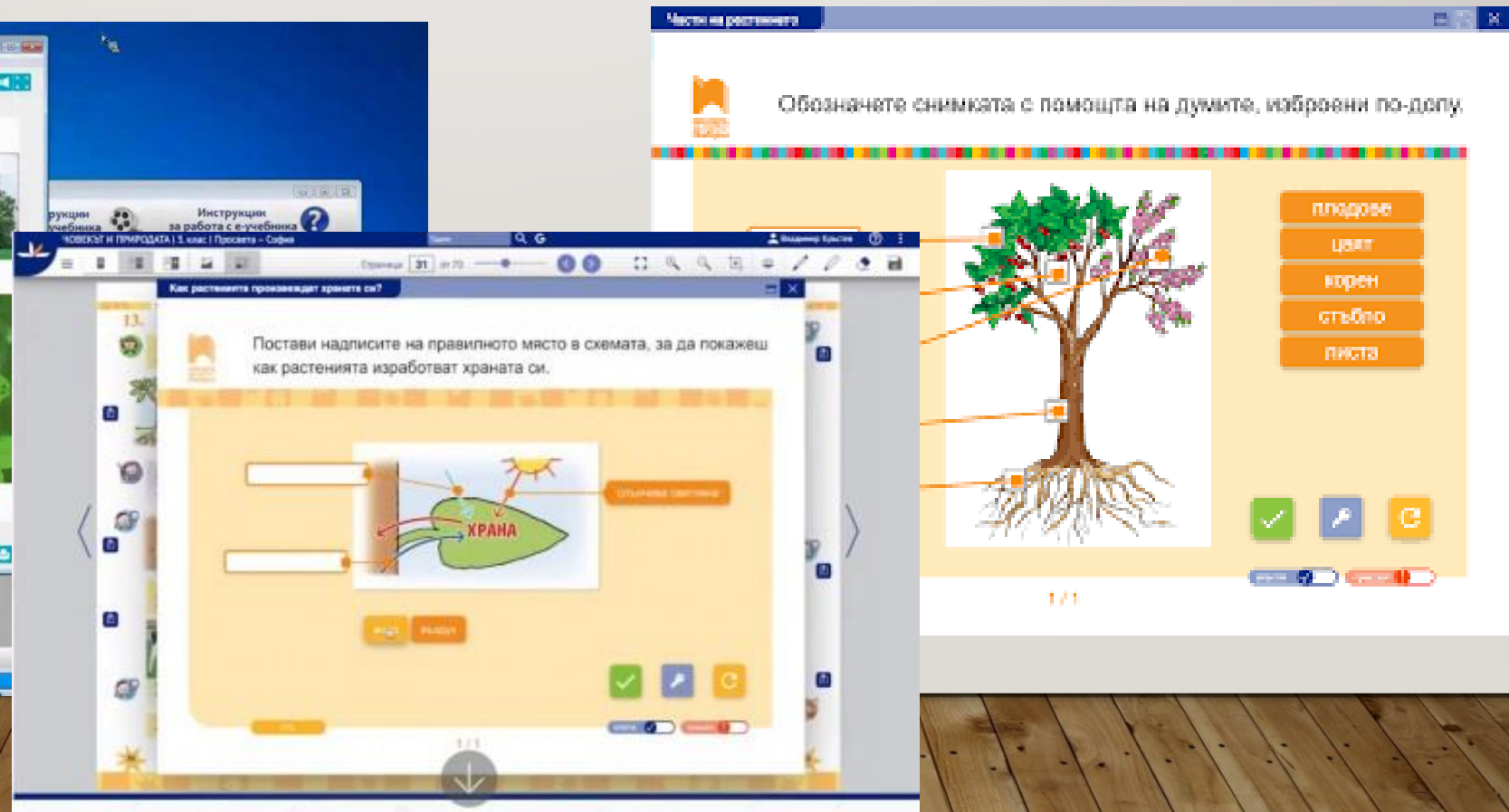
глаголи

Windows taskbar: 11:44 10.3.2021 г.

E-BOOKS AND E-RESOURCES



- We use interactive books and special interactive exercises for all subject.





HTTPS://WORDWALL.NET

- You can use tests, vocabulary games, exercises.
- The teacher can use interactive patterns to help him/her make his/her own resources.

The screenshot displays the Wordwall website interface. At the top, there is a navigation bar with the Wordwall logo, a search bar, and several menu items: "Начало", "Функции", "Общността", "Моите Дейности", "Моите Резултати", "Създаване На Дейност" (highlighted in blue), "Надстройка", and a user profile dropdown for "rtoneva". Below the navigation bar, there is a breadcrumb trail: "Изберете шаблон > Въведете съдържание > Игра". A search bar for templates is also present, with the placeholder text "Търсене шаблони: Въведете името или описанието...".

The main content area is titled "ЗАПЛЕНЯВАЩО" and features a grid of game templates. Each template includes an icon, a title, and a brief description:

- Мач**: Влачите и пускате всяка ключова дума до нейното определение.
- Отваряне на кутията**: Натиснете всеки поле на свой ред да ги отвори и да разкрие елемент вътре.
- Случайни карти**: Разглеждат, карти на случаен принцип от разбърканата колода.
- Unjumble**: Влачите и пускате думите да препореджате всяко изречение в
- Викторина**: Поредица от многото въпроси избор. Натиснете правилния отговор за да продължите.
- Група сортиране**: Влачите и пускате всеки елемент в неговото правилната група.
- Съвпадение на двойки**: Кран на чифт плочки в даден момент да се разкрие, ако те са един мач.
- Анаграма**: Плъзнете букви в правилната им позиции да разшифровам дума или
- Случайни колело**: Завърти колелото да видим кой елемент идва напред.
- Намери съвпадение**: Натиснете съвпадение отговор да го отстранят. Повторете, докато всички отговори са отминали.
- Липсваща дума**: Влачите и пускате думите в правилната позиция в рамките на изречението.
- Етикетиран диаграма**: Влачите и пускате изводите им правилното място върху

At the top right of the main content area, there is a sorting option: "Сортирай по: НАЙ-ПОПУЛЯРНИ АЗБУЧЕН".



HTTPS://WORDWALL.NET/BG

- We use ready-made resources for the different school subjects.

The screenshot shows the Wordwall website interface with several resource cards:

- Feelings and emotions** by Ledaavramova: Missing word
- Alphabet match** by Matanova: Quiz
- His face, her face- 2nd g...** by Iskrapetkova: Labelled diagram
- Past Simple** by Kstoyanova: Quiz
- Irregular verbs 4th and ...** by Mstoeva: Open the box
- Космически задачи** by Petkovat49: Categorize
- Изречения** by Patanasova62: Random wheel
- Кой е последният звук ...** by Sophiavalneeva: Quiz
- Defining relative clauses...**
- Restore auto-saved: Untitled1?**



The screenshot shows a Wordwall game interface with a 3x3 grid of numbers and a central text box:

- Grid numbers: 0:30, 8, 10
- Central text: **Хвърчилото излетя високо в небето.**
- Buttons: Натиснете един за отваряне рокля!, Отваряне на кутия..., Случайни колело, Покажи всички



LIVE WORKSHEETS

WWW.LIVWORKSHEETS.COM/

- There are ready-made exercises and tasks in Bulgarian language.
- We can use them for practicing the new material and for developing students' ICT skills.

The screenshot shows the LiveWorksheets website interface. At the top, there is a search bar with the text "Search interactive worksheets" and a search icon. To the right of the search bar, it says "English - Español" and "Advanced search". Below the search bar, there is a navigation menu with the following items: Home, About this site, Interactive worksheets, Make interactive worksheets, Make interactive workbooks, Community, and Help. Below the navigation menu, there is a "Students access" button and a "RToneva" dropdown menu. The main content area is titled "Bulgarian worksheets and online exercises" and "Language: Bulgarian". Below this, there is a list of worksheets and exercises. The first worksheet is titled "Васил Левски" and contains a reading comprehension exercise. The second worksheet is titled "ЗАДАНИЕ И СМЪРТ НА ЛЕВСКИ" and contains a reading comprehension exercise. The third worksheet is titled "ЛЕГЕНДА ЗА ЯНУАРИ, ФЕВРУАРИ И БАБА МАРТА" and contains a reading comprehension exercise. The interface also shows a sidebar with a list of subjects and a dropdown menu for "Order results: Most popular first".



WWW.SMARTEST.BG/

► For creating and doing online tests

The screenshot shows a web browser window with the URL smartest.bg. The page features a blue header with the SmarTest logo and navigation links: [Начало](#), [Намери тестове](#), and [Вход](#). The main heading is "СмарТест" followed by the sub-heading "Създаване и решаване на тестове онлайн". Below this, there are four service cards:

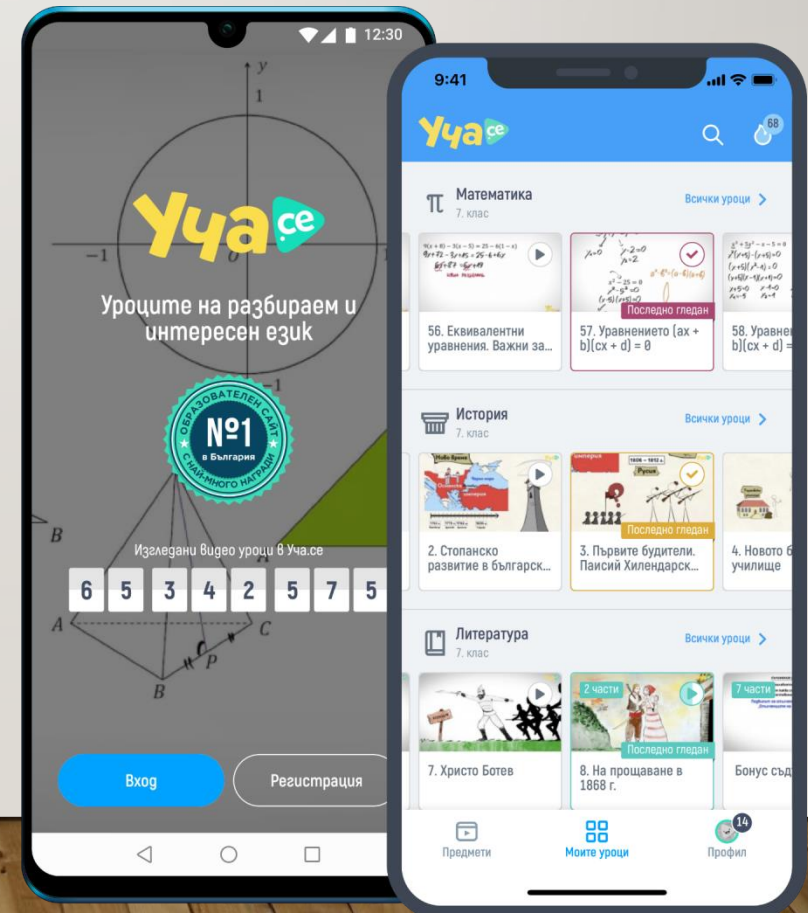
- Автоматично генериране**: Тестовите се генерират автоматично, за да са различни при всяко решаване.
- Автоматично оценяване**: Учениците мигновено разбират своите знания с автоматичното оценяване на тестове.
- Статистика на тестове**: Вижте колко пъти са решавани тестовите Ви и какви оценки са изкарали учениците.
- Индивидуално оценяване**: Споделете тестове с Вашите ученици и проследявайте резултатите им в реално време.

At the bottom of the browser window, there are two notification banners: "SmarTest - Създаване на тестове" and "Екип 'SmarTest' в категория 'Образование' Идейник • Последване". The Windows taskbar at the very bottom shows the time as 11:46 on 10.3.2021 г.



UCHA.SE

- We often use a popular educational web site – ucha.se
It provides us with innovative video material, games and tests for all school subjects.
- The lessons are usually presented by cartoons with funny and interesting characters or by famous people.

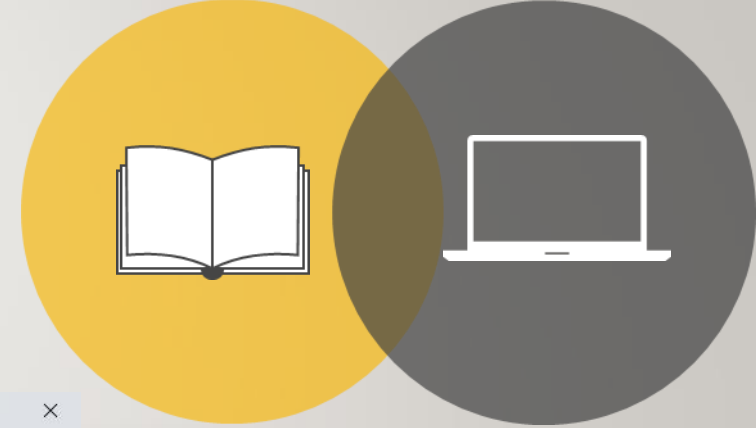


THE USE OF PADLET TO ENCOURAGE STUDENTS TO READ


- We can use the functions for sound recording.
- The students have the task to record their fluent reading of a story and to upload the recording on the Padlet wall.



- The teacher listens to the recordings and sends a feedback to the students.
- The teacher can allow comments from the other students, who can also listen to the recordings of their classmates.

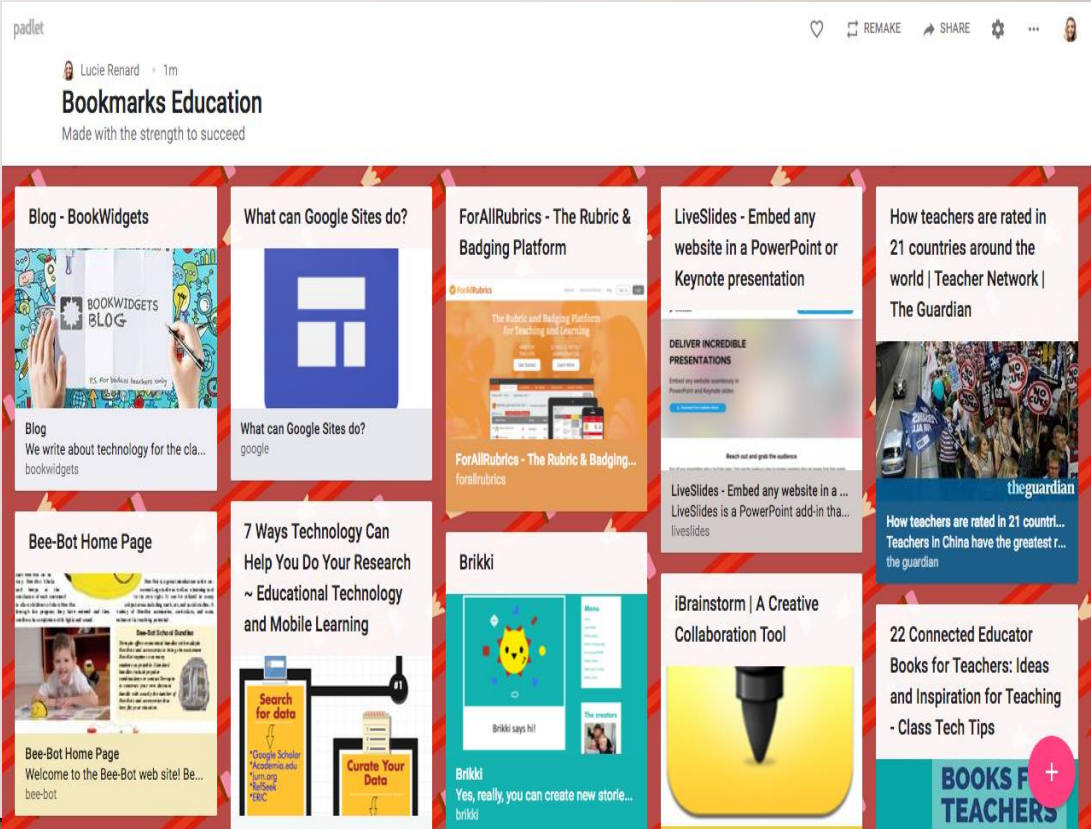


A screenshot of a web browser displaying a Padlet board. The browser's address bar shows the URL 'padlet.com/tonev_35seu/dfu838pce7fhv6jh'. The board itself is a grid of colorful sticky notes. Each note contains an audio player interface with a waveform and a play button. The notes are titled 'Зима' and attributed to different users: 'Йоан', 'Кирил', 'Елица', and 'Марти'. Below the audio players, there are comment sections with hearts indicating likes and text comments. For example, one comment says 'Можеш вече да четеш! Бъди по-спокоен и уверен и ще стане отлично.' The browser's taskbar at the bottom shows the Windows logo, several application icons, and the system tray with the time '11:17' and date '10.3.2021 г.'.





- We use Padlet for homework when we want to create something beautiful.
- Padlet encourages the students to work alone in an creative way and to exhibit their work.
- Here is a link of one of our Padlets:
- <https://padlet.com/Dimitrina/h0zm88l7laqr>

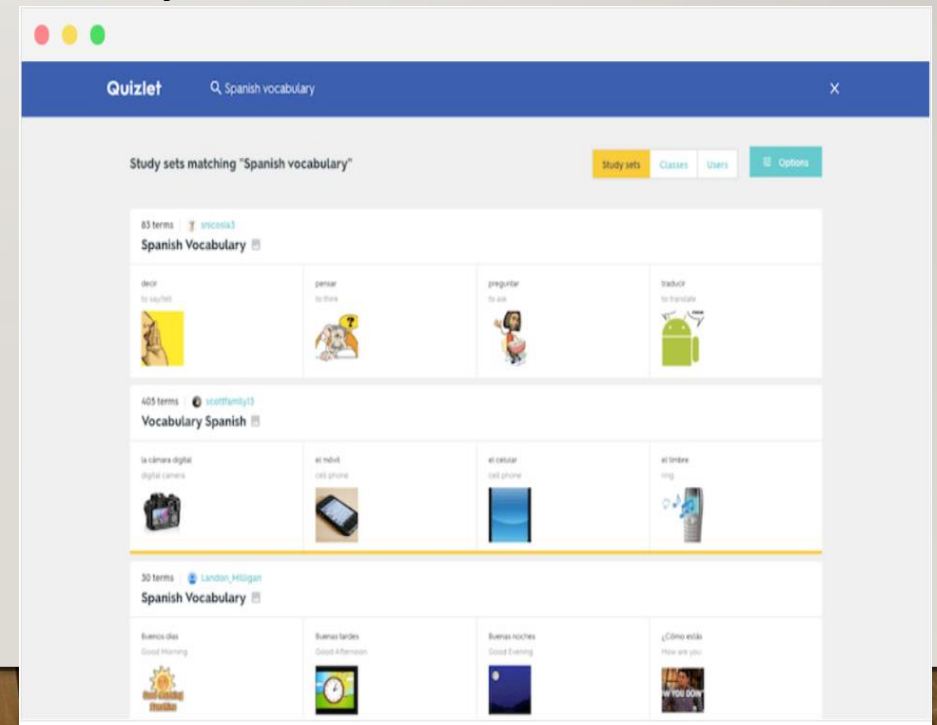


QUIZLET

We use Quizlet to help our students learn their new words while playing. Quizlet is like a picture-dictionary, we could use an image of the word. The teacher creates a set of flashcards that is particularly for his students with the new words from their textbooks. The students learn while playing.



- With Quizlet students can improve their spelling, pronunciation and they can enrich their vocabulary in an amusing way. In the end they can test what they have learnt. Here are some sets that I've made for my students:
- https://quizlet.com/_9jgnxp?x=1jqt&i=11csv4
- https://quizlet.com/_9hx9i6?x=1jqt&i=11csv4
- https://quizlet.com/_9gcoya?x=1jqt&i=11csv4



KAHOOT!

The students adore it!



We usually create a Kahoot game for some of the holidays, for example Christmas or Easter.

- This is a fabulous way to check what the students know about the holiday.
- By using Kahoot the students have fun and enrich their general culture at the same time.
- Here are some links of the Kahoot I've done:
 - <https://create.kahoot.it/share/christmas-quiz/57da8c6f-644f-4bfe-944e-7aba49daf399>
 - <https://create.kahoot.it/share/the-uk-general-knowledge-quiz/be869d87-390f-49b0-b5bd-f4128f15e604>
 - <https://create.kahoot.it/share/easter/a4985bee-8922-4a92-87a0-1b652386a529>

Which of these cities are located in Europe?

Time limit: 20 sec

Points: 1000

Answer options: Multi-select

Image reveal: Original, 3x3, 5x5, 8x8

Remove

Single select: Players can only select one of the answers


Multi-select ✓: Players can select multiple answers before submitting

Paris ✓

Sydney

Prague ✓

The screenshot shows a Kahoot quiz interface. At the top, the question is "Which of these cities are located in Europe?". Below the question is a photo of a man taking a selfie in front of the Eiffel Tower in Paris. To the left of the photo are settings for "Time limit" (20 sec) and "Points" (1000). Below the photo are "Answer options" set to "Multi-select" and a "Remove" button. To the right of the photo is an "Image reveal" section with four options: "Original", "3x3", "5x5", and "8x8". Below the photo and settings are three answer buttons: "Paris" (blue), "Sydney" (yellow), and "Prague" (green). The "Paris" and "Prague" buttons have a white checkmark in a green circle, indicating they are correct answers. The "Sydney" button has a white circle with a diagonal line through it, indicating it is incorrect. A tooltip is visible over the "Multi-select" option, showing "Single select" and "Multi-select ✓" with their respective descriptions.



PRESENTATIONS

LEARNING



Beatrix Potter.pptx



Christmas traditions
in Britain.pptx

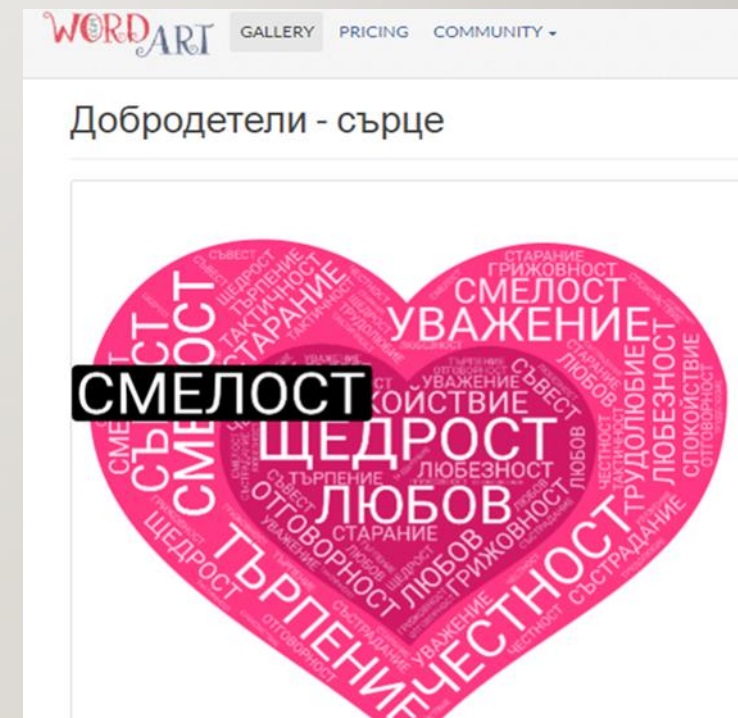


Facts about The
UK.pptx

- We also create lots of presentations for our students to illustrate the studied material and draw the students' attention and increase their interest in the topic.
- We also use lots of videos from the Internet to show some real-life conversations of native speakers or to show the beautiful nature of the UK.

<https://wordart.com>

► Creating word (sentences) clouds.





<https://learningapps.org>

► Various interactive applications and games. Ready made materials for all school subjects. и It could be used during a lesson and as an individual assignment for revision and additional practice.

<p>Намерете 18 думи с Ю, Я или Щ</p>	<p>Подредете стихотворението</p>	<p>йо или ъо</p>	<p>Сезоните</p>	<p>Бесеница</p>
<p>Колко срички има думата? 1. клас</p>	<p>Подреди изреченията в текст -</p>	<p>Правилно писане на думи с правописна</p>	<p>Аз съм българче</p>	<p>Съгласни в края на думата - Д-Т, С-З, Г-К</p>
<p>Правопис Б - П, Д - Т, В - Ф</p>	<p>К или Г</p>	<p>З или С ? Избери</p>	<p>И или Й</p>	<p>един И или Й</p>



THANK YOU

STAY HEALTHY!

